



MEDEHR UPDATES DRUG DATABASE AND FAVORITES

MEDTRON is continually adding new features (enhancements) and/or updates to **MEDEHR**, *many as a result of Meaningful Use 2 (MU2) certification.*

Below is a description of the upcoming enhancements/updates scheduled for MEDEHR.

DRUG DATABASE:

Early Thursday morning, October 22, 2015, MEDTRON will be moving each practice to an updated drug database. New drug listings will be available.

DRUG FAVORITES:

Over the last couple of years, MEDTRON has periodically moved each practice to updated drug databases.

Each time, where possible, MEDTRON mapped users favorite lists with the new database. For favorites that could not be mapped, users have to manually delete the old favorites, and add drugs to their favorites list from the current database (only for those that were not a 1 to 1 exact match with the new database). See instructions on pages 2-3 of this Newsblast on how to update your favorites list.

To assist clients in the cleanup of favorites, MEDTRON has generated a listing of bad favorites. Software Support will email each practice's primary contact their list.

NOTE: Effective November 1, 2015, any drug on providers favorites list that are selected to ePrescribe that have not been updated/replaced will error out, i.e., provider will not be allowed to ePrescribe selected drug until it is updated/replaced in favorites list using current data base.

Please ensure your entire staff is aware of the upcoming updates!

Any enhancement requests, issues, etc. should be reported to Software Support via email with examples, if available by clicking on support@medtronsoftware.com (from the sign on page click to launch an email or call 800-978-0599).

REMINDER:

MEDEHR has routine, scheduled maintenance **every Sunday between 8:00pm and 10:00pm.** Access to **MEDEHR** will be unavailable during this time.



Instructions to Update Providers eRx Favorites List

To Update eRx Favorites List:

Logon to **MEDEHR**

From **Patient Info** tab, click Search Patient


In the Search field, key TEST (to search for a test patient)


Click  icon next to test patient

Test patient's **Facesheet** tab will present

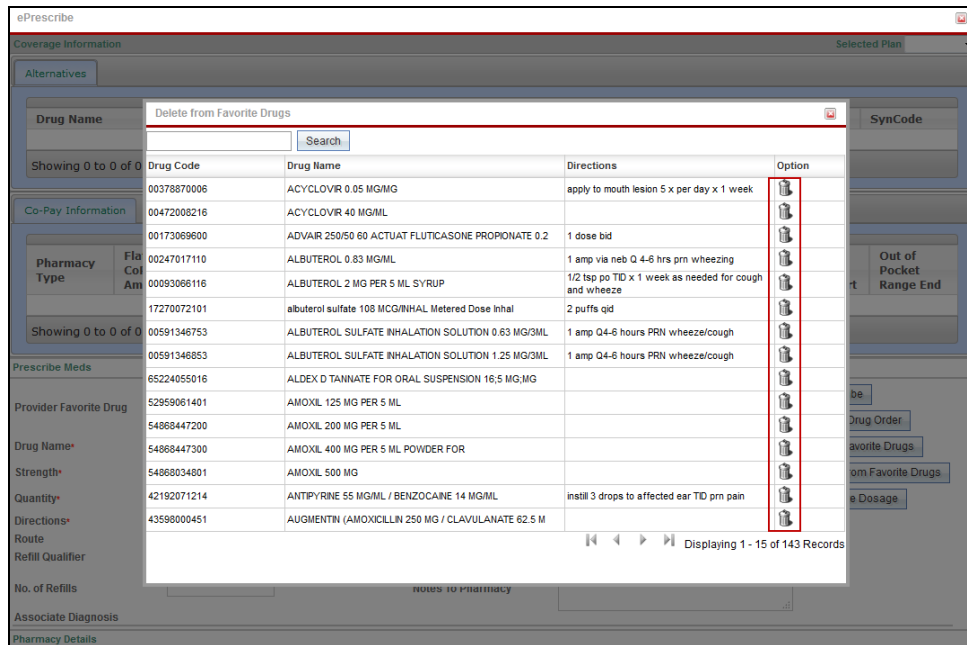
Under Medication section, click ePrescribe

Select provider name from dropdown list (**updates must be done for each providers favorites list**)

Click  Delete from Favorite Drugs

Use the  icon to delete all drugs listed on spreadsheet provided by MEDTRON

NOTE: If 'directions' are listed in drug favorites, user should capture/copy the 'directions' before deleting favorite so user can add to new selection before adding to favorites.

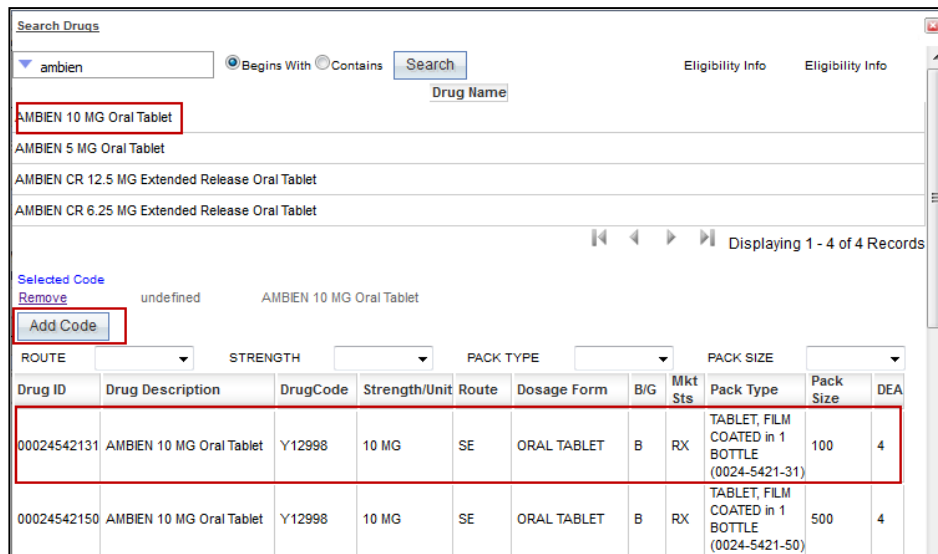


From ePrescribe screen

Key in name of drug from spreadsheet (provided by MEDTRON (drugs previously selected for delete))

Click  to search

Select correct drug from top then bottom list and click 



System will return to ePrescribe screen with drug information listed

Complete any additional fields desired, i.e., 'directions' that were captured/copied from previous deletion

Click [Add to Favorite Drugs](#)

The screenshot shows the ePrescribe application interface. At the top, there's a header with 'ePrescribe' and 'BRAND PRESCRIPTION Unknown'. Below this, there are two tabs: 'Alternatives' and 'Co-Pay Information'. Both tabs show empty tables with the message 'No Records Found!'. The 'Alternatives' table has columns for Drug Name, Strength, Dosage Form, Retail Copay, Source, Formulary Status, NDC, and SynCode. The 'Co-Pay Information' table has columns for Pharmacy Type, Flat CoPay Amount, Percent CoPay Rate, First CoPay Term, Minimum CoPay, Maximum CoPay, Days Supply per CoPay, CoPay Tier, Maximum CoPay Tier, Out Of Pocket Range Start, and Out Of Pocket Range End. Below these tables is the 'Prescribe Meds' section, which contains various input fields for drug information (e.g., Drug Name: AMBIEN 10 MG Oral Tab, Strength: 10 MG, Dosage Form: Tablet) and provider information (e.g., Select Provider, Select Supervisor). On the right side of the 'Prescribe Meds' section, there are several buttons: 'ePrescribe', 'Renew Drug Order', 'Add to Favorite Drugs' (highlighted with a red box), 'Delete from Favorite Drugs', and 'Calculate Dosage'. At the bottom left, there are links for 'Associate Diagnosis' and 'Pharmacy Details'.

Drug will now be added to providers favorites list

Repeat search option for each drug listed on spreadsheet for each provider (provided by MEDTRON)

REMINDER:

Any drug on providers favorites list that are selected to ePrescribe that have not been updated/replaced will error out, i.e., provider will not be allowed to ePrescribe selected drug until it is updated/replaced in favorites list using current data base.