



Firefox Browser Updates Related to MEDEHR

MEDTRON recommends the Firefox Browser with **MEDEHR** for maximum performance. Firefox offers various tools that could be used to enhance the users' workflow. Helpful hints:

UPDATES:

Firefox is updated/changed/enhanced regularly and, in turn, **MEDEHR**, like any other internet based software is also updated/enhanced to ensure continued efficiency with the Firefox updates. The updates must be added to each computer as they become available.

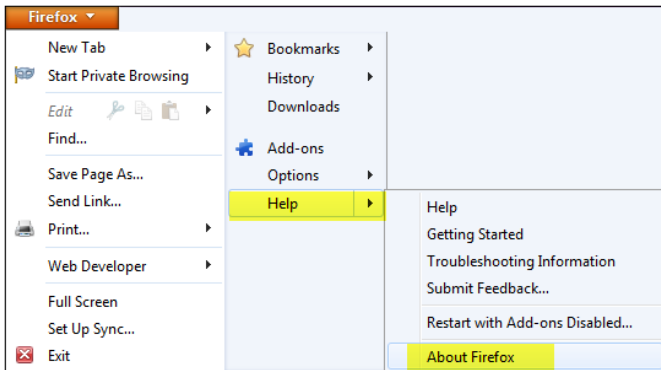
Confirm which version of Firefox is currently loaded on each computer:

Open Firefox, click 'Help', then 'About Firefox'.

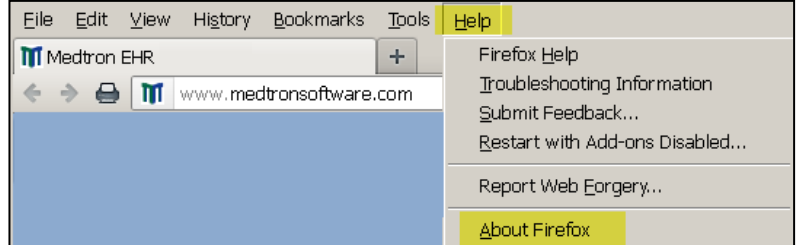
Window will open displaying the version of Firefox loaded.

As of this publishing, version 9.0.1 is the most recent version.

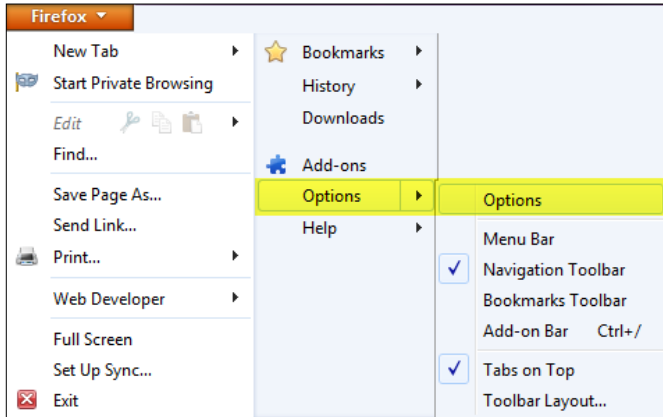
If most recent version is not loaded, a 'Check for Updates' button will display, click to update this computer.



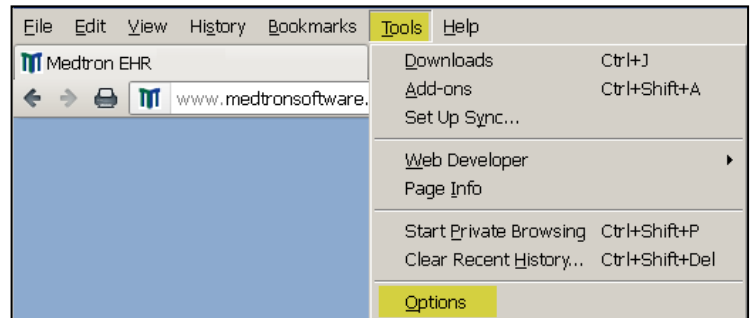
-OR-



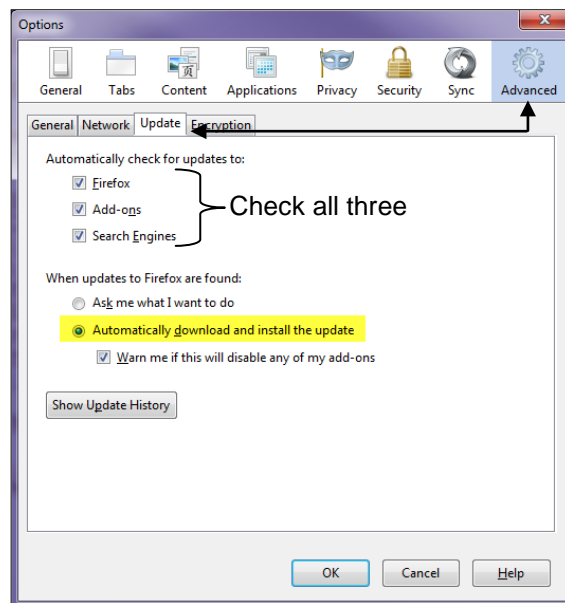
Setup updates to download automatically:
 Open Firefox, click 'Options', then 'Options' again.



-OR-



The 'Options' window will open.
 Click on the 'Advanced' tab, then the 'Update' tab.
 Confirm all items are selected to automatically check for updates and when updates are found to automatically download.

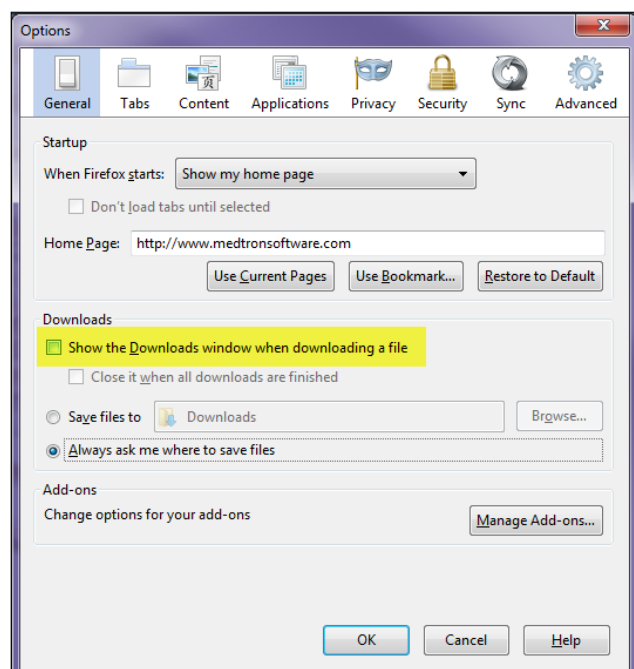
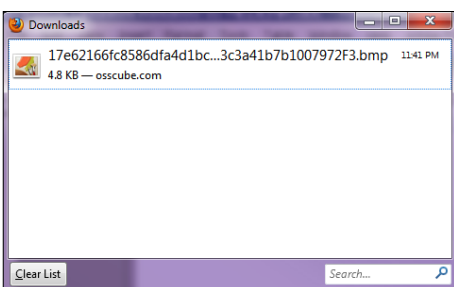


DOWNLOADS:

MEDEHR utilizes downloads via Firefox when ever a PDF or other type document is opened. User will sometimes see a 'Downloads' window appear after selecting a file to open. No action is necessary from this window. This 'Downloads' window may be turned off so that user does not see the process.

Turn on/off Downloads window:

Open Firefox, click 'Options', then 'Options' again.
 Click on the 'General' tab.
 Under the 'Downloads' section, uncheck the 'Show the Downloads window when downloading a file'.



PRINTING – HEADERS/FOOTERS:

Print options can be setup specific to each computer, depending on each users preference.

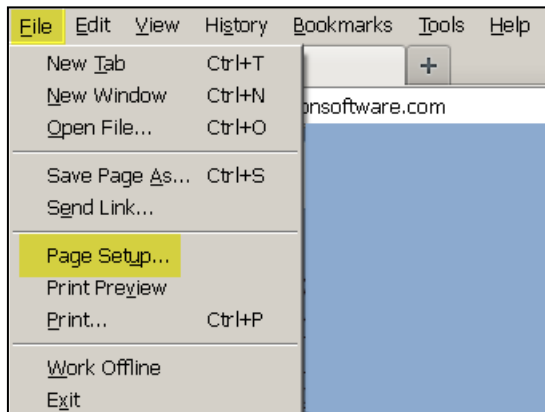
Firefox offers various options that can be changed and/or removed for optimal printing, i.e., when printing via the internet, the URL (or website) address presents at the top of printout and possibly the page number.

Update and/or turn off header/footer printing:

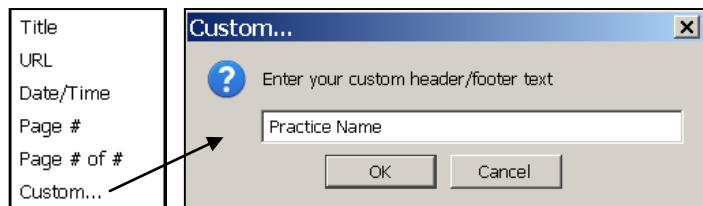
Open Firefox, click 'Print', then 'Page Setup'.
Click the 'Margins & Header/Footer' tab.



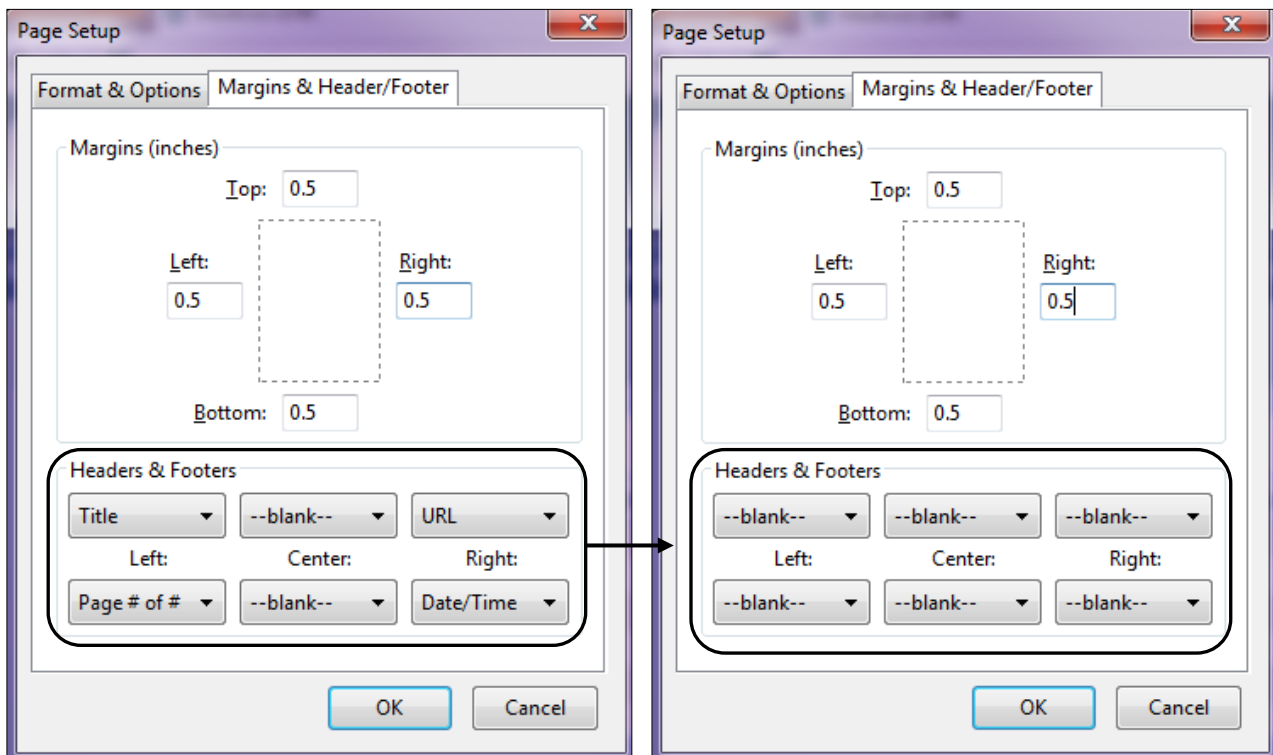
-OR-



Update options available for headers/footer per user preference, i.e., user can setup custom header/footer such as practice name, location, etc.



To remove all headers/footers from printing, change all options to blank.



ADD-ONS / EXTENSIONS:

Add-ons/Extensions are applications that allow the user to personalize Firefox with extra functionality or style.

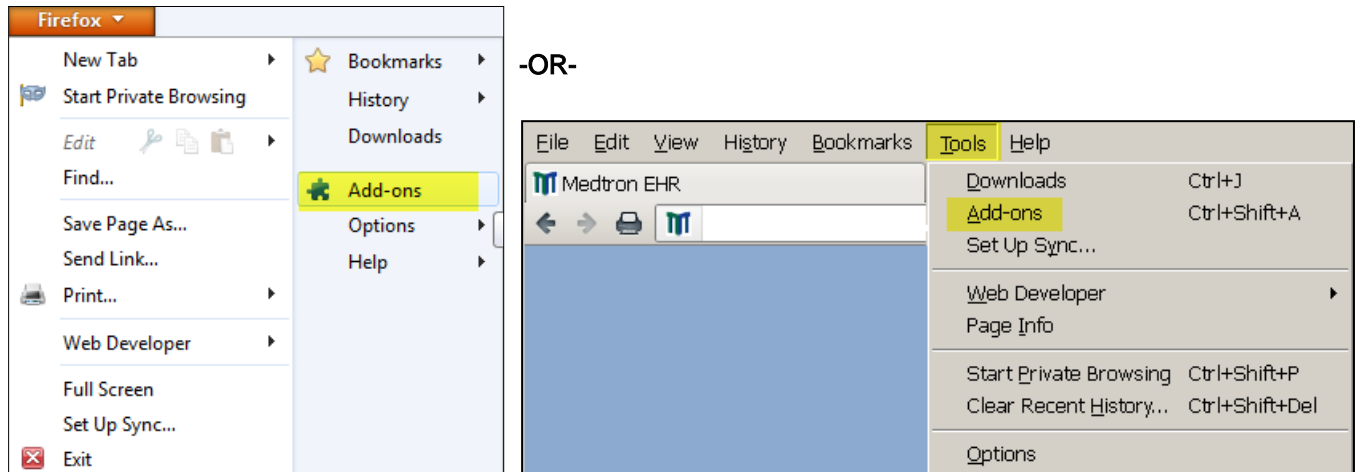
NOTE: All add-ons/extensions may not be useful with **MEDEHR** and may be disabled by Firefox at any time.

Some useful add-ons in **MEDEHR** include CoolPreviews and MedSpell.

Search add-ons for useful tools:

Open Firefox, click 'Add-ons'.

'Add-ons Manger' window will open.



Click 'Browse all Add-ons' at bottom right of screen or search for add-on desired. Once selected, click the 'Add to Firefox' button to load.

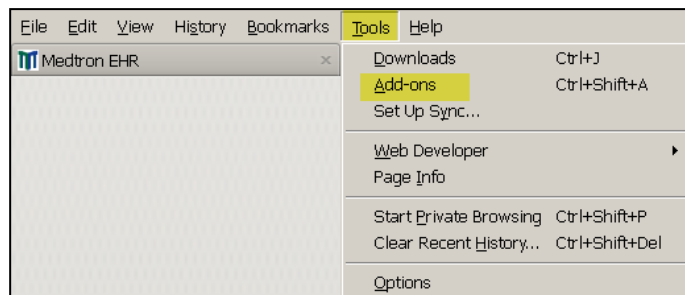


Update preferences:


Click 'Tools', 'Add-ons'

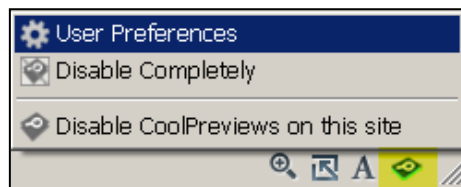
The 'Add-on Manager' will display, click 'Extensions' to view add-ons currently installed on this computer.

Click the 'Options' button to update preferences.

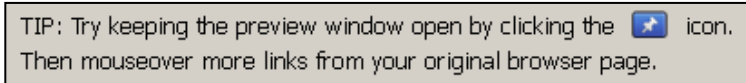
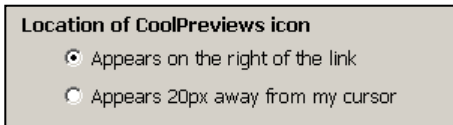
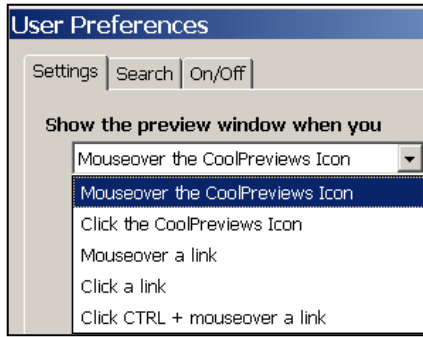


-OR-

Click the  icon at bottom right of screen, click 'User Preferences'.




Under the 'Settings' tab, user can select when and where the preview will display.



CoolPreview example via MEDEHR:

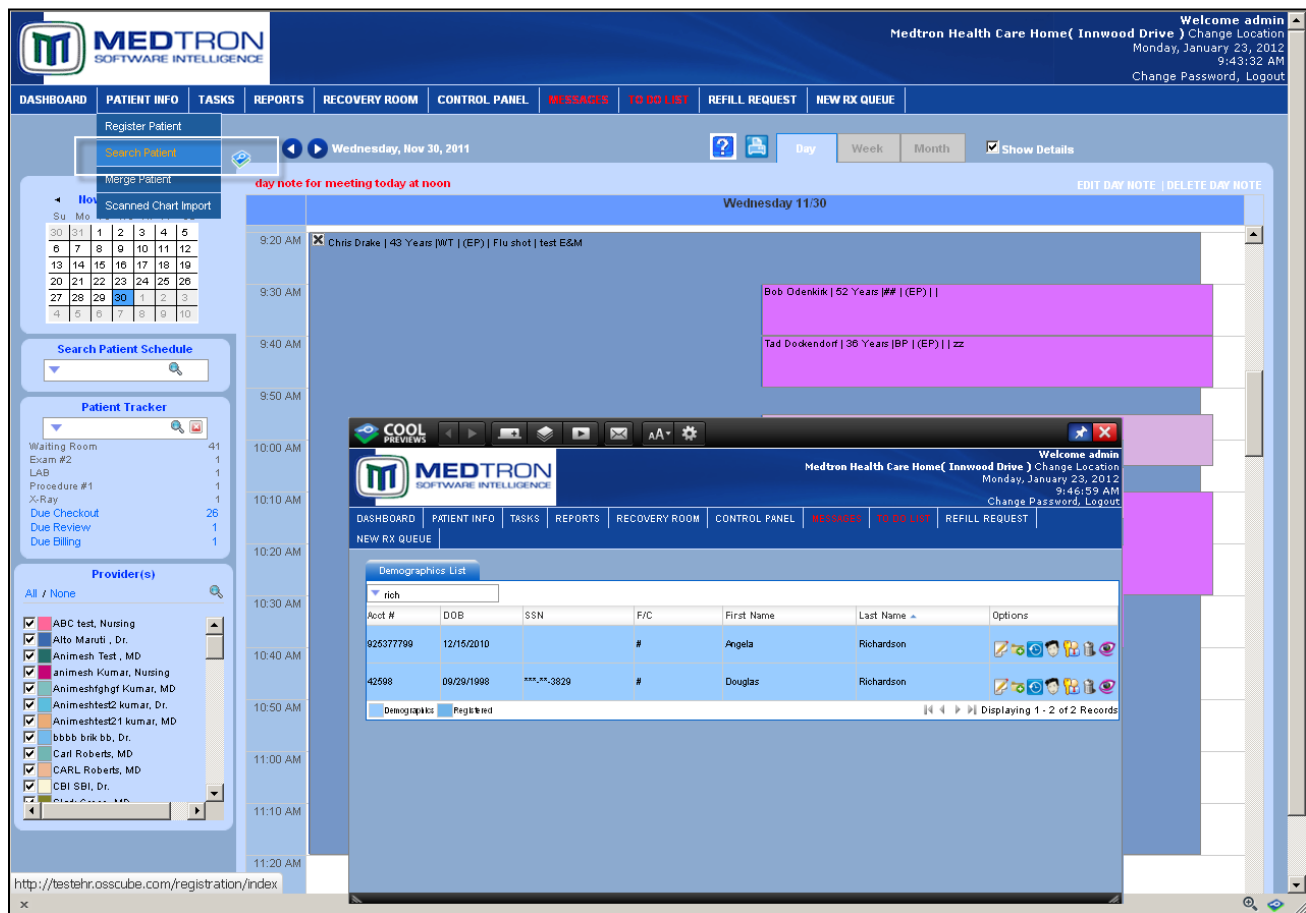
From **Dashboard** tab, search for a patient demographics.

User can hover over **Patient Info** tab, **Search Patient** tab and will see  icon.

Click  and a preview window will present with 'Demographic List'.

User can search without leaving the **Dashboard** tab.

NOTE: Add-ons/Extensions are a product of Firefox and may not work with all features of MEDEHR.



Contact Software Support for assistance or any questions via:

MEDTRON Sign On screen, double click on 'support@medtronsoftware.com' to compose an email to the Software Support Dept.

-OR-

Phone: (985) 234-0599 (local)
(800) 978-0599 (toll free)

-OR-

Fax: (985) 234-0609